

XK & E-TYPE VEHICLE IDENTIFICATION

PARTS FOR OTHER JAGUAR MODELS TOO

Alongside XK, XJ6, 'E' type, XJS & XJ12 we can also supply parts for all other Jaguar models. Please ring for details.

Publication of the information below strictly by prior arrangement.

XK 120 ROADSTER/OTS (Open two seater)



JULY 1949 – SEPT 1954
TOTAL PRODUCTION – 1,175 RHD, 6,437 LHD
CHASSIS NO:
RHD 660001 ONWARDS. LHD 670001 ONWARDS
NOTE: 'S' prefix indicates special equipment model.
ENGINE NO:
W1001 TO W9999
FROM NOV 53: F1001 ONWARDS
NOTE: 'S' suffix indicates special equipment model
compression ratio denoted by /7 or /8 suffix.
GEARBOX PREFIX NO:
SH 10 ONWARDS
JH 10 ONWARDS
JL 8806 ONWARDS

REAR AXLE:
ENV AXLE CHOICE OF:
3.64:1, 3.27:1, 3.92:1, 4.30:1, 4.56:1
FROM 660001 670001 TO 660934 671797
SAILSBURY AXLE CHOICE OF:
2.93:1, 3.31:1, 3.54:1, 3.77:1
FROM 661054 673695 ONWARDS
NOTE: Chassis no. between the above are fitted with env axles as listed or sailsbury axles below.
CHOICE OF: 3.77:1, 4.09:1, 4.27:1
BRAKES:
SINGLE SYSTEM: 660001 – 660979, 670001 – 672048
TANDEM SYSTEM: 660980 & 672049 ONWARDS
BODY'S: ALLOY BODY CARS UPTO 660058, 670184

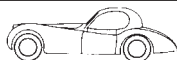
XK 120 DHC (Drophead Coupé)



APRIL 1953 – SEPT 1954
TOTAL PRODUCTION – 294 RHD, 1,471 LHD
CHASSIS NO:
RHD 667001 ONWARDS. LHD 677001 ONWARDS
NOTE: 'S' prefix indicates special equipment model.
ENGINE NO:
W1001 TO W9999
FROM NOV 53: F1001 ONWARDS
NOTE: 'S' suffix indicates special equipment model
compression ratio denoted by /7 or /8 suffix.
GEARBOX PREFIX NO:
SH 10 ONWARDS
JH 10 ONWARDS
JL 8806 ONWARDS

REAR AXLE:
SAILSBURY AXLE CHOICE OF:
3.77:1, 4.09:1, 4.27:1
FROM 667001 677001 TO 667001 667015
SAILSBURY AXLE CHOICE OF:
2.93:1, 3.31:1, 3.54:1, 3.77:1
FROM 667002 667016 ONWARDS
BRAKES:
SINGLE SYSTEM: NOT FITTED
TANDEM SYSTEM: FITTED TO ALL DHC

XK 120 FHC (Fixedhead Coupé)



MARCH 1951 – SEPT 1954
TOTAL PRODUCTION – 194 RHD, 2,484 LHD
CHASSIS NO:
RHD 669001 ONWARDS. LHD 679001 ONWARDS
NOTE: 'S' prefix indicates special equipment model.
ENGINE NO:
W1001 TO W9999
FROM NOV 53: F1001 ONWARDS
NOTE: 'S' suffix indicates special equipment model
compression ratio denoted by /7 or /8 suffix.
GEARBOX PREFIX NO:
SH 10 ONWARDS
JH 10 ONWARDS
JL 8806 ONWARDS

REAR AXLE:
ENV AXLE CHOICE OF:
3.64:1, 3.27:1, 3.92:1, 4.30:1, 4.56:1
FROM 669001 679001 TO 669002 679221
SAILSBURY AXLE CHOICE OF:
2.93:1, 3.31:1, 3.54:1, 3.77:1
FROM 669007 680880 ONWARDS
NOTE: Chassis no. between the above are fitted with env axles as listed or sailsbury axles below.
CHOICE OF: 3.77:1, 4.09:1, 4.27:1
BRAKES:
SINGLE SYSTEM: 669001 – 669002, 679001 – 679621
TANDEM SYSTEM: 669003 ONWARDS
679622 ONWARDS

XK 140 ROADSTER/OTS (Open two seater)



OCTOBER 1954 – FEB 1957
TOTAL PRODUCTION – 73 RHD, 3,281 LHD
CHASSIS NO:
RHD 800001 ONWARDS. LHD 810001 ONWARDS
NOTE: 'A' prefix indicates special equipment model, standard head. 'S' prefix indicates special equipment 'C' type head. DN suffix indicates overdrive fitted.
ENGINE NO:
G1001 ONWARDS
NOTE: 'S' suffix indicates special equipment model
compression ratio denoted by /7 or /8 suffix.
GEARBOX PREFIX NO:
JL STANDARD
SL STANDARD
JLE OVERDRIVE

REAR AXLE:
SAILSBURY:
3.54:1 STANDARD EQUIPMENT
3.31:1, 4.27:1 ALTERNATIVE CHOICE
4.09:1 OVERDRIVE CARS

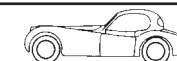
XK 140 DHC (Drophead Coupé)



OCT 1954 – FEB 1957
TOTAL PRODUCTION – 479 RHD, 2,310 LHD
CHASSIS NO:
RHD 807001 ONWARDS. LHD 817001 ONWARDS
NOTE: 'A' prefix indicates special equipment models, standard head. 'S' prefix indicates special equipment, 'C' type head. DN suffix indicates o-drive fitted. BW suffix indicates auto-transmission.
ENGINE NO:
G1001 ONWARDS
NOTE: 'S' suffix indicates special equipment model
compression ratio denoted by /7 or /8 suffix.

GEARBOX PREFIX NO:
JL STANDARD
SL STANDARD
JLE OVERDRIVE
NOTE: 385 cars supplied with auto-transmission.
REAR AXLE:
SAILSBURY:
3.54:1 STANDARD EQUIPMENT
3.31:1, 4.27:1 ALTERNATIVE CHOICE
4.09:1 OVERDRIVE CARS

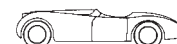
XK 140 FHC (Fixedhead Coupé)



OCT 1954 – FEB 1957
TOTAL PRODUCTION – 843 RHD, 1,965 LHD
CHASSIS NO:
RHD 804001 ONWARDS. LHD 814001 ONWARDS
NOTE: 'A' prefix indicates special equipment models, standard head. 'S' prefix indicates special equipment, 'C' type head. DN suffix indicates o-drive fitted. BW suffix indicates auto-transmission.
ENGINE NO:
G1001 ONWARDS
NOTE: 'S' suffix indicates special equipment model
compression ratio denoted by /7 or /8 suffix.

GEARBOX PREFIX NO:
JL STANDARD
SL STANDARD
JLE OVERDRIVE
NOTE: 396 cars supplied with auto-transmission.
REAR AXLE:
SAILSBURY:
3.54:1 STANDARD EQUIPMENT
3.31:1, 4.27:1 ALTERNATIVE CHOICE
4.09:1 OVERDRIVE CARS

XK 150 ROADSTER/OTS (Open two seater)



MARCH 1958 – OCT 1960
TOTAL PRODUCTION – 92 RHD, 2,173 LHD
CHASSIS NO:
RHD 820001 ONWARDS. LHD 830001 ONWARDS
NOTE: 'DN' suffix indicates overdrive fitted. 'BW' suffix indicates auto transmission fitted.
ENGINE NO:
3.4 STANDARD V1001 ONWARDS
3.8 STANDARD VA1001 ONWARDS
3.4 'S' VS1001 ONWARDS
3.8 'S' VAS1001 ONWARDS
NOTE: compression ratio denoted by /7 or /8 or /9.
GEARBOX PREFIX NO:
JL STANDARD JLS OVERDRIVE
JL CR CLOSE RATIO

NOTE: 72 cars supplied with auto transmission.
REAR AXLE:
SAILSBURY:
3.54:1 STANDARD OR AUTO
4.09:1 OVERDRIVE
BRAKES:
ROUND PADS 820001 TO 820003, 830001 TO 831711
SQUARE PADS 82004 ONWARDS
831712 ONWARDS
REAR LIGHTS:
SINGLE LENS 820001 TO 820055
830001 TO 832105
DOUBLE LENS 820056 & 832106 ONWARDS

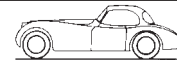
XK 150 DHC (Drophead Coupé)



MAY 1957 – OCT 1960
TOTAL PRODUCTION – 662 RHD, 2,009 LHD
CHASSIS NO:
RHD 827001 ONWARDS. LHD 837001 ONWARDS
NOTE: 'DN' suffix indicates overdrive fitted. 'BW' suffix indicates auto transmission fitted.
ENGINE NO:
3.4 STANDARD V1001 ONWARDS
3.8 STANDARD VA1001 ONWARDS
3.4 'S' VS1001 ONWARDS
3.8 'S' VAS1001 ONWARDS
NOTE: compression ratio denoted by /7 or /8 or /9.
GEARBOX PREFIX NO:
JL STANDARD JLS OVERDRIVE
JL CR CLOSE RATIO

NOTE: 649 cars supplied with auto transmission.
REAR AXLE:
SAILSBURY:
3.54:1 STANDARD OR AUTO
4.09:1 OVERDRIVE
BRAKES:
ROUND PADS 827001 TO 827235, 837001 TO 837835
SQUARE PADS 827236 ONWARDS
837836 ONWARDS
REAR LIGHTS:
SINGLE LENS 827001 TO 827463
837001 TO 838457
DOUBLE LENS 827464 ONWARDS
838458 ONWARDS

XK 150 FHC (Fixedhead Coupé)



MAY 1957 – OCT 1961
TOTAL PRODUCTION – 1,368 RHD, 3,094 LHD
CHASSIS NO:
RHD 824001 ONWARDS. LHD 834001 ONWARDS
NOTE: 'DN' suffix indicates overdrive fitted. 'BW' suffix indicates auto transmission fitted.
ENGINE NO:
3.4 STANDARD V1001 ONWARDS
3.8 STANDARD VA1001 ONWARDS
3.4 'S' VS1001 ONWARDS
3.8 'S' VAS1001 ONWARDS
NOTE: compression ratio denoted by /7 or /8 or /9.
GEARBOX PREFIX NO:
JL STANDARD JLS OVERDRIVE
JL CR CLOSE RATIO

NOTE: 871 cars supplied with auto transmission.
REAR AXLE:
SAILSBURY:
3.54:1 STANDARD OR AUTO
4.09:1 OVERDRIVE
BRAKES:
ROUND PADS 824001 TO 824022, 834001 TO 834453
SQUARE PADS 824023 ONWARDS
834454 ONWARDS
REAR LIGHTS:
SINGLE LENS 824001 TO 825038
834001 TO 836489
DOUBLE LENS 825039 ONWARDS
836490 ONWARDS

Information contained herewith is to be used as a guide, and must not be considered to be an accurate representation of Jaguar Cars production records.

3.8 'E' TYPE ROADSTER/OTS (Open two seater)

MAR 1961 - OCT 1964
 TOTAL PRODUCTION - 942 RHD, 6,885 LHD
 CHASSIS NO:
 RHD 850001 ONWARDS.
 LHD 875001 ONWARDS
 ENGINE NO:
 R1001 TO R9999
 FROM MAR 63 RA1001 ONWARDS
 NOTE: Compression ratio denoted by /8 or /9 suffix.
 GEARBOX PREFIX NO:
 EB - JS STANDARD SHAVED GEARS
 EB - CR CLOSE RATIO GROUND GEARS

REAR AXLE:
 3.07:1 STANDARD
 3.54:1, 2.93:1, 3.31:1 OPTIONAL
 BODY:
 EXTERNAL BONNET LOCKS UP TO
 CH. NO. 850091 RHD, 875385 LHD
 FLAT FLOOR MODELS UP TO CH. NO.
 850357 RHD, 876582 LHD.



3.8 'E' TYPE FHC (Fixedhead Coupé)

MAR 1961 - OCT 1964
 TOTAL PRODUCTION - 860 RHD, 885 LHD
 CHASSIS NO:
 RHD 860001 ONWARDS. LHD 885001 ONWARDS
 ENGINE NO:
 R1001 TO R9999
 FROM MAR 63 RA1001 ONWARDS
 NOTE: Compression ratio denoted by /8 or /9 suffix.
 GEARBOX PREFIX NO:
 EB - JS STANDARD SHAVED GEARS
 EB - CR CLOSE RATIO GROUND GEARS

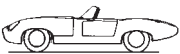
REAR AXLE:
 3.07:1 STANDARD
 3.54:1, 2.93:1, 3.31:1 OPTIONAL
 BODY:
 EXTERNAL BONNET LOCKS UP TO:-
 CH. NO. 860004 RHD, 885020 LHD
 FLAT FLOOR MODELS UP TO
 CH. NO. 860175 RHD, 885504 LHD.



4.2 SER I 'E' TYPE ROADSTER/OTS (Open two seater)

OCT 1964 - DEC 1967 SER I
 DEC 1967 - OCT 1968 SER 1½
 TOTAL PRODUCTION - 1,182 RHD, 8,366 LHD
 CHASSIS NO:
 RHD 1E1001 ONWARDS. LHD 1E10001 ONWARDS
 ENGINE NO:
 7E1001 ONWARDS
 NOTE: Compression ratio denoted by /8 or /9 suffix.
 GEARBOX PREFIX NO:
 E1001 ONWARDS
 EE1001 ONWARDS
 NOTE: Close ratio not available from G/Box NOEE1001

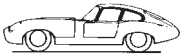
REAR AXLE:
 3.07:1 STANDARD
 3.54:1 U.S. SPEC
 3.31:1 OPTIONAL
 NOTE: 4HU Final drive changed from 27D to 35D at
 CH.NO. 1E1178 RHD - 1E10784 LHD
 3.07:1 Power-Lok diff to special order only from
 CH.NO. 1E1887 RHD - 1E15982 LHD



4.2 SER I 'E' TYPE FHC (Fixedhead Coupé)

OCT 1964 - DEC 1967 SER I
 DEC 1967 - OCT 1968 SER 1½
 TOTAL PRODUCTION - 1,957 RHD, 5,813 LHD
 CHASSIS NO:
 RHD 1E20001 ONWARDS. LHD 1E30001 ONWARDS
 ENGINE NO:
 7E1001 ONWARDS
 NOTE: Compression ratio denoted by /8 or /9 suffix.
 GEARBOX PREFIX NO:
 E1001 ONWARDS
 EE1001 ONWARDS
 NOTE: Close ratio not available from G/Box NOEE1001

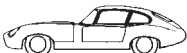
REAR AXLE:
 3.07:1 STANDARD
 3.54:1 U.S. SPEC
 3.31:1 OPTIONAL
 NOTE: 4HU Final drive changed from 27D to 35D at
 CH.NO. 1E20397 RHD - 1E30862 LHD
 3.07:1 Power-Lok diff to special order only from
 CH.NO. 1E21620 RHD - 1E34603 LHD



4.2 SER I 'E' TYPE 2+2

OCT 1964 - DEC 1967 SER I
 DEC 1967 - OCT 1968 SER 1½
 TOTAL PRODUCTION - 1,378 RHD, 4,220 LHD
 CHASSIS NO:
 RHD 1E50001 ONWARDS. LHD 1E75001 ONWARDS
 ENGINE NO:
 7E1001 ONWARDS
 NOTE: Compression ratio denoted by /8 or /9 suffix.
 GEARBOX PREFIX NO:
 E1S
 NOTE: Close ratio gears to special order only.
 model 8 auto box available for all 2+2 models.

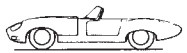
REAR AXLE:
 3.07:1 STANDARD
 3.54:1 U.S. SPEC
 3.31:1, 2.88:1 OPTIONAL
 2.88:1 STANDARD FITMENT TO ALL AUTO
 MODELS



SER II 'E' TYPE ROADSTER/OTS (Open two seater)

OCT 1968 - SEPT 1970
 TOTAL PRODUCTION - 775 RHD, 7,852 LHD
 CHASSIS NO:
 RHD 1R1001 ONWARDS. LHD 1R7001 ONWARDS
 Notes: 'P' prefix indicates power steering.
 ENGINE NO:
 7R1001 ONWARDS
 NOTE: Compression ratio denoted by /8 or /9 suffix.
 GEARBOX PREFIX NO:
 KE - STD. RATIO
 KJ - CLOSE RATIO

REAR AXLE:
 3.07:1 STANDARD
 3.54:1 U.S. SPEC
 NOTE: Power-lok diff to special order only.



SER II 'E' TYPE FHC (Fixedhead Coupé)

OCT 1968 - SEPT 1970
 TOTAL PRODUCTION - 1070 RHD, 3,785 LHD
 CHASSIS NO:
 RHD 1R20001 ONWARDS.
 LHD 1R25001 ONWARDS
 NOTE: 'P' prefix indicates power steering.
 ENGINE NO:
 7R1001 ONWARDS
 NOTE: Compression ratio denoted by /8 or /9 suffix.
 GEARBOX PREFIX NO:
 KE - STD RATIO
 KJ - CLOSE RATIO

REAR AXLE:
 3.07:1 STANDARD
 3.54:1 U.S. SPEC
 NOTE: Power-lok diff to special order only.



SER II 'E' TYPE 2+2

OCT 1968 - SEPT 1970
 TOTAL PRODUCTION - 1040 RHD, 4,286 LHD
 CHASSIS NO:
 RHD 1R35001 ONWARDS. LHD 1R40001 ONWARDS
 NOTES:- 'P' prefix indicates power steering.
 BW suffix indicates auto transmission.
 ENGINE NO:
 7R35001 ONWARDS.
 NOTE: Compression ratio denoted by /8 or /9 suffix.
 GEARBOX PREFIX NO:
 KJS MANUAL
 NOTE: Model 8. Auto box available for all 2+2 models.

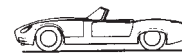
REAR AXLE:
 3.07:1 STANDARD
 3.54:1 U.S. SPEC
 2.88:1 AUTO MODELS NON U.S.
 3.31:1 AUTO MODELS US SPEC
 NOTE: Power lock diff to special order only.



SER III 'E' TYPE ROADSTER/OTS (Open two seater)

MAR 1971 - FEB 1975
 TOTAL PRODUCTION - 1,872 RHD, 6,119 LHD
 CHASSIS NO:
 RHD 1S1001 ONWARDS. LHD 1S20001 ONWARDS
 NOTE: BW suffix indicates auto transmission.
 ENGINE NO:
 7S1001 ONWARDS
 GEARBOX PREFIX NO:
 KL MANUAL
 NOTE: Model 12 auto box available for all models.

REAR AXLE:
 3.07:1 STANDARD
 3.54:1 U.S. SPEC
 3.31:1 AUTO MODELS U.S. SPEC
 NOTE: Last 50 cars produced known as
 "commemorative" from CH. NO. 1S1823
 CH. NO. 1S1872 retained by factory.



SER III 'E' TYPE 2+2

OCT 1971 - SEPT 1973
 TOTAL PRODUCTION - 2,115 RHD, 5,182 LHD
 CHASSIS NO:
 RHD 1S50001 ONWARDS. LHD 1S70001 ONWARDS
 NOTE: BW suffix indicates auto transmission.
 ENGINE NO:
 7S1001 ONWARDS
 GEARBOX PREFIX NO:
 KL MANUAL
 NOTE: Model 12 auto box available for all models.
 REAR AXLE:
 3.07:1 STANDARD
 3.54:1 U.S. SPEC
 3.31:1 AUTO MODELS US SPEC



Publication of the information above strictly by prior arrangement.

Information contained herewith is to be used as a guide, and must not be considered to be an accurate representation of Jaguar Cars production records.